



 TM
next generation light

ILLUMINATION PRICE CUM PRODUCT RECKONER

w.e.f. Jan. 2019



**National Accreditation Board for
Testing and Calibration Laboratories**
(A Constituent Board of Quality Council of India)



CERTIFICATE OF ACCREDITATION

AB SQUARE, BAJAJ ELECTRICALS LTD.

has been assessed and accredited in accordance with the standard

ISO/IEC 17025:2005

"General Requirements for the Competence of Testing & Calibration Laboratories"

for its facilities at

Plot No. 27/PT-2, TTC Industrial Area, Millennium Business Park,
Mahape, Navi Mumbai, Maharashtra

in the field of

TESTING

Certificate Number TC-7704
Issue Date 16/08/2018

Valid Until 15/08/2020

This certificate remains valid for the Scope of Accreditation as specified in the annexure subject to continued satisfactory compliance to the above standard & the relevant requirements of NABL.
(To see the scope of accreditation of this laboratory, you may also visit NABL website www.nabl-india.org)

Signed for and on behalf of NABL



89076970100030001823

Anil Relia
Chief Executive Officer



National Accreditation Board for Testing and Calibration Laboratories

(A Constituent Board of Quality Council of India)



SCOPE OF ACCREDITATION

Laboratory AB Square, Bajaj Electricals Ltd., Plot No. 27/PT-2, TTC Industrial
Area, Millennium Business Park, Mahape, Navi Mumbai, Maharashtra

Accreditation Standard ISO/IEC 17025: 2005

Certificate Number TC-7704 Page 1 of 1

Validity 16.08.2018 to 15.08.2020 Last Amended on --

Sl.	Product / Material of Test	Specific Test Performed	Test Method Specification against which tests are performed	Range of Testing / Limits of Detection
-----	-------------------------------	-------------------------	---	---

PHOTOMETRY TESTING

I.	Luminaries			
1.	Light Source and Luminaire	Luminous Flux Intensity Distribution CCT (K) and CRI Chromaticity Co- ordinates (x, y or u, v) Spectral Power Distribution	IS 16106 (clause no. 11, 12, 14 IESNA LM79 -08 (Clause no. 9, 10, 12	5 lm to 2 x 10 ⁵ lm 1 cd to 5 x 10 ⁷ cd 2000 K to 10000 K (Upto 100) 0.0001 to 1 360 nm to 800 nm

Mandeep Kumar
Mandeep Kumar
Convenor

Anuja
Anuja Anand
Program Manager

Luminaire manufacturing facility at Chakan



Poles & Highmast manufacturing facility at Ranjangaon



CONTENT




01-20
COMMERCIAL
LIGHTING



37-38
AREA
LIGHTING



21-26
IBMS



39-42
LANDSCAPE
LIGHTING



27-32
INDUSTRIAL
LIGHTING



43-44
SOLAR
SOLUTIONS



33-36
STREET
LIGHTING



45-49
ARCHITECTURAL
OUTDOOR LIGHTING

COMMERCIAL LIGHTING



DOWNLIGHTS

DOVEE SERIES OF DOWNLIGHTS



LUMINAIRE TYPE	COLOUR TEMPERATURE	STANDARD PACKAGING	RSP ₹
DOVEE PRO LED : High efficient recess mounted downlighter with pressure die-cast aluminium heat sink & PC diffuser in white powder coated finish with integrated driver, the latest LED technology and reliable heat management to deliver a long lasting efficient solution for offices and retail spaces.			
BZSLO 12W WH PRO	White	12	1700
BZSLO 12W NW PRO	Neutral White	12	1700
BZSLO 15W WH PRO	White	12	1950
BZSLO 15W NW PRO	Neutral White	12	1950
BZSLO 18W WH PRO	White	12	2200
BZSLO 18W NW PRO	Neutral White	12	2200
Analog & Dali dimming options available on request.			



RADIANCE LED : Series of downlighters with low depth round & larger dia, powder coated white finish with drop down PC diffuser to deliver low glare illumination with optimized heat sink for efficient heat dissipation and separate replaceable electronic driver suitable for office & retail spaces.			
▶ BPSLR 12W WH	White	12	1100
BPSLR 12W WW	Warm White	12	1100
BPSLR 12W NW	Neutral White	12	1100
▶ BPSLR 15W WH	White	12	1400
BPSLR 15W WW	Warm White	12	1400
BPSLR 15W NW	Neutral White	12	1400
▶ BPSLR 18W WH	White	12	1750
BPSLR 18W WW	Warm White	12	1750
BPSLR 18W NW	Neutral White	12	1750



RADIANCE LED : Series of downlighters with low depth square, powder coated white finish with drop down PC diffuser to deliver low glare illumination with optimized heat sink for efficient heat dissipation and separate replaceable electronic driver suitable for office & retail spaces.			
BPSLR 12W WH SQ	White	12	1200
BPSLR 12W WW SQ	Warm White	12	1200
BPSLR 12W NW SQ	Neutral White	12	1200
BPSLR 15W WH SQ	White	12	1500
BPSLR 15W WW SQ	Warm White	12	1500
BPSLR 15W NW SQ	Neutral White	12	1500
BPSLR 18W WH SQ	White	12	1800
BPSLR 18W WW SQ	Warm White	12	1800
BPSLR 18W NW SQ	Neutral White	12	1800

SLEEK SERIES OF DOWNLIGHTS

LUMINAIRE
TYPE

COLOUR
TEMPERATURE

STANDARD
PACKAGING

RSP
₹



SLEEK RD LED : Sleek round recessed mounting LED downlight with AL die-cast body, finish with drop down PC diffuser to deliver low glare illumination with optimized heat sink for efficient heat dissipation.

BGSLO SLEEK 3W WH RD	White	40	400
▶ BGSLO SLEEK 6W WH RD	White	40	575
▶ BGSLO SLEEK 12W WH RD	White	20	800
BGSLO SLEEK 15W WH RD	White	20	900
▶ BGSLO SLEEK 18W WH RD	White	20	1150

Colour temperature is 6000K.



SLEEK SQ LED : Sleek square recessed mounting LED downlight with AL die-cast body, finish with drop down PC diffuser to deliver low glare illumination with optimized heat sink for efficient heat dissipation.

▶ BGSLO SLEEK 8W WH SQ	White	40	650
▶ BGSLO SLEEK 15W WH SQ	White	20	950

Colour temperature is 6000K.



SLEEK SURFACE LED : Surface mounted round LED downlight with AL die-cast body, finish with drop down PC diffuser to deliver low glare illumination with optimized heat sink for efficient heat dissipation.

BGSLO SLEEK SURFACE 3W WH RD	White	40	730
▶ BGSLO SLEEK SURFACE 6W WH RD	White	40	750
▶ BGSLO SLEEK SURFACE 12W WH RD	White	30	1050
BGSLO SLEEK SURFACE 15W WH RD	White	20	1200
▶ BGSLO SLEEK SURFACE 18W WH RD	White	20	1400

Surface mounted round LED downlight for soft diffused lighting - height only 32mm. Colour temperature is 6000K.



SLEEK SURFACE LED : Surface mounted square LED downlight with AL die-cast body, finish with drop down PC diffuser to deliver low glare illumination with optimized heat sink for efficient heat dissipation.

▶ BGSLO SLEEK SURFACE 8W WH SQ	White	20	750
▶ BGSLO SLEEK SURFACE 15W WH SQ	White	20	1050

Surface mounted square LED downlight for soft diffused lighting - height only 32mm. Colour temperature is 6000K.



TARA LED : Surface mounting round LED downlighter with dome shape opal diffuser suitable for indoor applications.

▶ BGCML 6W WH	White	12	1200
▶ BGCML 12W WH	White	8	1700
BGCML 18W WH	White	1	2300

Integral, round shape surface mounting high power LED luminaire, dome shape opal diffuser.

SLEEK SERIES OF
DOWNLIGHTS



LUMINAIRE TYPE	COLOUR TEMPERATURE	STANDARD PACKAGING	RSP ₹
DRONE LED : Deep recessed, low glare, high power downlight with die-cast AL frame with anodised aluminium reflector.			
BCDLR 20W WH	White	8	2190
BCDLR 32W WH	White	8	2600
Low glare recessed fixed downlight in die-cast aluminium frame. Anodised aluminium reflector for high efficiency.			

KLASS SERIES OF
COB DOWNLIGHTS



LUMINAIRE TYPE	COLOUR TEMPERATURE	STANDARD PACKAGING	RSP ₹
KLASS LED : Recessed mounted deep recessed adjustable downlight for good-quality to enhance the display of retail showroom accent lighting.			
BRDCSL 6W WH	White	1	1150
BRDCSL 6W NW	Neutral White	1	On Request
BRDCSL 6W WW	Warm White	1	1150
BRDCSL 9W WH	White	1	1630
BRDCSL 9W NW	Neutral White	1	1630
BRDCSL 9W WW	Warm White	1	1630
BRDCSL 16W WH	White	1	2200
BRDCSL 16W NW	Neutral White	1	2200
BRDCSL 16W WW	Warm White	1	2200
BRDCSL 30W WH	White	1	4170
BRDCSL 30W NW	Neutral White	1	4170
BRDCSL 30W WW	Warm White	1	4170
BRDCSL 50W WH	White	1	4800
BRDCSL 50W NW	Neutral White	1	4800
BRDCSL 50W WW	Warm White	1	4800
Accent LED light family - 6W to 50W. White powder coated recessed mounted fixture. Pressure die-cast aluminum housing with high efficiency reflector. Spring loaded mounting brackets for ease of installation.			

QUADRA SERIES OF
DOWNLIGHTS



LUMINAIRE TYPE	COLOUR TEMPERATURE	STANDARD PACKAGING	RSP ₹
QUADRA LED : Recessed mounted adjustable spots with frame.			
BLDRS 24W	White	1	5400
BLDRS 36W	White	1	6300
BLDRS 2x24W	White	1	11000
BLDRS 2x36W	White	1	12500
New age LED based adjustable downlight available in combination of 2/3/4 downlights in single housing. BLDRS 3x30 LED & BLDRS 4x30 LED available on request.			

FREEDOM SERIES OF
TROFFERSLUMINAIRE
TYPECOLOUR
TEMPERATURESTANDARD
PACKAGINGRSP
₹

New



DELTA : Designers Delight' Unique designed high efficient LED recessed 2x2 luminaire to enhance the delight of occupants with comfortable experience through its soft illumination which is suitable for LG7 guidelines & lower UGR in modern workspace.

BCRSD 28W LED WH (DELTA)	White	2	9600
BCRSD 28W LED NW (DELTA)	Neutral White	2	9600

New



DIAMOND : Designers Delight' Unique designed high efficient LED recessed 2x2 luminaire to enhance the delight of occupants with comfortable experience through its soft illumination which is suitable for LG7 guidelines & lower UGR in modern workspace.

BCRSDI 28W LED WH (DIAMOND)	White	2	9600
BCRSDI 28W LED NW (DIAMOND)	Neutral White	2	9600

New



RIPPLE : Designers Delight' Unique designed high efficient LED recessed 2x2 luminaire to enhance the delight of occupants with comfortable experience through its soft illumination which is suitable for LG7 guidelines & lower UGR in modern workspace.

BCRSR 28W LED WH (RIPPLE)	White	2	9600
BCRSR 28W LED NW (RIPPLE)	Neutral White	2	9600

New



PETAL : Designers Delight' Unique designed high efficient LED recessed 2x2 luminaire to enhance the delight of occupants with comfortable experience through its soft illumination which is suitable for LG7 guidelines & lower UGR in modern workspace.

BCRSP 28W LED WH (PETAL)	White	2	9600
BCRSP 28W LED NW (PETAL)	Neutral White	2	9600

TROFFERS

SKYLUX SERIES OF TROFFERS

New



LUMINAIRE
TYPE

COLOUR
TEMPERATURE

STANDARD
PACKAGING

RSP
₹

SKYLUX XE LED : 30% more efficient in its category LED recessed 2x2 luminaire to enhance the delight of occupants with comfortable experience through its classic design & glare free soft illumination.

BZRSQL 24W XE WH	White	2	6500
BZRSQL 24W XE NW	Neutral White	2	6500

White powder coated CRCA housing with LEDs. Seamless front frame with flat white high transmission acrylic cover. Analog & Dali dimming options available on request.

New



SKYLUX LED : Efficient LED recessed 2x2 luminaire to enhance the delight of occupants with comfortable experience through its classic design & glare free soft illumination.

BZRSQL 30W GZi WH	White	2	5500
BZRSQL 30W GZi NW	Neutral White	2	5500
BZRSQL 36W GZi NW	Neutral White	2	6300
BZRSQL 36W GZi CW	Cool White	2	6300
BZRSQL 36W GZi WH LED	White	2	6300
BZRSQL 36W GZi WH LED	White	On Request	On Request
BZRSQL 43W GZi WH	White	2	7500
BZRSQL 43W GZi NW	Neutral White	2	7500

White powder coated CRCA housing with LEDs. Seamless front frame with flat white high transmission acrylic cover. Analog & Dali dimming options available on request.



SKYLUX GX LED : Efficient LED recessed 2x2 luminaire to enhance the delight of occupants with comfortable experience through GX its classic design & glare free and 1x4 soft illumination.

► BZRSQL GX 34W CW	Cool White	6	6200
BZRSLL GX 34W CW	Cool White	6	6200

Deep Drawn CRCA aluminium housing with high power LED. Seamless front frame with flat white high transmission acrylic cover.



SKYLUX LED : Efficient LED recessed 2x2 luminaire to enhance the delight of occupants with comfortable experience through its classic design & glare free soft illumination.

► BZRSQL 36W GZ1 WH	White	2	6300
BZRSQL 36W GZ1 NW	Neutral White	2	6300
BZRSQL 36W GZ1 CW	Cool White	2	6300
► BZRSQL 43W GZ1 WH	White	2	7500
BZRSQL 43W GZ1 NW	Neutral White	2	7500
BZRSQL 43W GZ1 CW	Cool White	2	7500


SKYLUX SERIES OF
TROFFERS

LUMINAIRE TYPE	COLOUR TEMPERATURE	STANDARD PACKAGING	RSP ₹
-------------------	-----------------------	-----------------------	----------



SKYLUX LED : Efficient LED recessed 4x1 luminaire to enhance the delight of occupants with comfortable experience through its classic design & glare free soft illumination.

► BZRSLL 36W GZ1 WH	White	2	6800
BZRSLL 36W GZ1 NW	Neutral White	2	6800
BZRSLL 36W GZ1 CW	Cool White	2	6800



SKYLUX LED : Recess mounting 1x1 LED luminaire to enhance the delight of occupants with comfortable experience through its classic design & glare free soft illumination.

BZRSQL 18W WH	White	2	3100
---------------	-------	---	------

White powder coated CRCA housing with LEDs. Seamless front frame with flat white high transmission acrylic cover.



SKYLUX LED : Surface mounting 1x1 LED luminaire to enhance the delight of occupants with comfortable experience through its classic design & glare free soft illumination.

BZSSQL 18W WH	White	2	3300
---------------	-------	---	------

White powder coated CRCA housing with LEDs. Seamless front frame with flat white high transmission acrylic cover.




SKYLUX LED : Efficient LED surface 2x2 luminaire to enhance the delight of occupants with comfortable experience through its classic design & glare free soft illumination.

► BZSSQL 36W LED WH	White	2	6800
---------------------	-------	---	------


SKYLUX SERIES OF
TROFFERS



LUMINAIRE TYPE	COLOUR TEMPERATURE	STANDARD PACKAGING	RSP ₹
SKYLITE LED : Surface mounting 2x2 LED luminaire to enhance the delight of occupants with comfortable experience through its classic design & glare free soft illumination.			
BCTBLS 43W ZT WH	White	2	7000
White powder coated CRCA housing with highpower LEDs. Aluminium front frame with flat white high transmission acrylic cover.			



SKYLUX LED : Surface mounting LED 4x1 luminaire to enhance the delight of occupants with comfortable experience through its classic design & glare free soft illumination.			
BZSSLL 36W LED WH	White	2	7200
BZSSLL 36W NW	Neutral White	2	7200
Deep drawn CRCA aluminium housing with high power LED. Seamless front frame with flat white high transmission acrylic cover.			



AURALITE LED : Recess mounting LED 2x2 luminaire to comply LG7 guidelines, enhancing vertical illumination to create refreshing and comfortable experience through its unique design and glare-free light.			
BPOARM 43W LED WH	White	1	9800
BPOARM 43W LED NW	Neutral White	1	9800



WAFFLE LED : Recess mounting low glare LED 2x2 luminaire (UGR < 19) enhancing glare free illumination to create refreshing and comfortable experience.			
BRWSQ 36W WH	White	2	9800
BRWSQ 36W NW	Neutral White	2	9800

SKYLUX SERIES OF
TROFFERS


New



LUMINAIRE TYPE	COLOUR TEMPERATURE	STANDARD PACKAGING	RSP ₹
-------------------	-----------------------	-----------------------	----------

DOMINTO LED : Recess mounting low depth aesthetically designed LED 2x2 & 4x1 flat panels to enhance the delight of occupants with comfortable experience through its classic design & glare free soft illumination.

BCTBLR 18W WH FP	White	10	On Request
▶ BCTBLR 36W LED FP CW	Cool White	10	4500
BCTBLL 36W WH FP	White	10	On Request



DOMINTO DYNA LED : Recess mounted 2x2 luminaire which mimics the pattern of Sun movement by changing its colour temperature & light intensity with remote.

BCTBLR 36W LED FP WH	White	10	5500
Dominto Dyna Remote	-	1	4000

1 remote can control max. 100 luminaires.


New



AMERIS LED : Recessed circular LED luminaire that combines beautiful design with required illumination level suitable for office general lighting & break-out areas.

BXTAR 30W LED WH	White	5	On Request
BXTAR 36W LED WH	White	5	On Request
BXTAR 40W LED WH	White	5	On Request

SUSPENDED
LUMINAIRES



LUMINAIRE TYPE	COLOUR TEMPERATURE	STANDARD PACKAGING	RSP ₹
-------------------	-----------------------	-----------------------	----------

LED DECORATIVE PENDANT EDGE LIT LUMINAIRES : LED decorative pendant luminaire with classic style complimented with cutting edge technology to provide quality illumination and fantastic optical control. Direct/indirect LED light engines make it excellent choice for low height mounting applications and areas where volumetric lighting is important.

BZSUDL 40W 4F3U7D WH A-DIM	White	1	On Request
BZSUDL 40W 4F3U7D WH	White	1	On Request
BZSUDL 40W 4F7U3D WH A-DIM	White	1	On Request
BZSUDL 60W 4F7U3D WH	White	1	On Request
BZSUDL 80W 8F3U7D WH A-DIM	White	1	On Request
BZSUDL 80W 8F3U7D WH	White	1	On Request
BZSUDL 80W 8F7U3D WH A-DIM	White	1	On Request

- Note:
- 4F: 4ft., 8F: 8ft
 - 3U7D : 30%Up/ 70% Down
 - 7U3D: 70%Up/ 30% Down
 - A-DIM: Analog Dimming




GALAXY LED : Suspended type decorative LED low bay luminaire.

BLSPD LED 24W WH	White	1	10500
BLSPD LED 24W NW	Neutral White	1	10500
BLSPD LED 36W WH	White	1	11500
BLSPD LED 50W WH	White	1	11500



AMERIS LED : Suspended circular LED luminaire that combines beautiful designs with required illumination level suitable for office general lighting & break-out areas.

BXTAP 30W	White	5	8000
BXTAP 36W	White	5	8800
BXTAP 40W	White	5	9500



CONNECT SERIES LED : Suspended Up-down luminaire for continuous installation with perfect optic controls to ensure glare free lighting suitable for indoor space.

BPTX 2-36 UDL LED 8F WH	White	1	On Request
BPTX 36 UDL LED 4F WH	White	1	On Request
BPTX 2-36 UDL LED 8F NW	Neutral White	1	On Request
BPTX 36 UDL LED 4F NW	Neutral White	1	On Request

SUSPENDED LUMINAIRES



LUMINAIRE TYPE

COLOUR TEMPERATURE


STANDARD PACKAGING

RSP ₹

CONNECT LED : Recessed narrow luminaires (20W range) with efficient optics ensuring perfectly uniform illumination, optimised and unparallelled light distribution.

BRTXn 20W LED 4F NW	Neutral White	1	6500
BRTXn 20W LED 4F WH	White	1	6500
BRTXn 20W LED 4F WW	Warm White	1	6500
BPTXn 2-20W LED 8F NW	Neutral White	1	12800
BPTXn 2-20W LED 8F WH	White	1	12800
BPTXn 2-20W LED 8F WW	Warm White	1	12800


Standalone suspended sleek luminaire for asthetically appealing downlighting. Suspension of 1.5 mtr. is included (02 nos).



CONNECT LED : Pendant luminaires (20W range) with efficient optics ensuring perfectly uniform illumination, optimised and unparallelled light distribution.

BPTX 20W LED 4F NW	Neutral White	1	7200
BPTX 20W LED 4F WH	White	1	7200
BPTX 20W LED 4F WW	Warm White	1	7200
BPTX 2-20W LED 8F NW	Neutral White	1	14000
BPTX 2-20W LED 8F WH	White	1	14000
BPTX 2-20W LED 8F WW	Warm White	1	14000


Interconnectable luminaires for aesthetically appealing downlight application. Suspension of 1.5 mtr. is included (02 nos).



CONNECT LED : Pendant luminaires (28W range) with efficient optics ensuring perfectly uniform illumination, optimised and unparallelled light distribution.

BPTX 28W LED 4F NW	Neutral White	1	7900
BPTX 28W LED 4F WH	White	1	7900
BPTX 28W LED 4F WW	Warm White	1	7900
BPTX 2-28W LED 8F NW	Neutral White	1	15800
BPTX 2-28W LED 8F WH	White	1	15800
BPTX 2-28W LED 8F WW	Warm White	1	15800

Interconnectable luminaires for aesthetically appealing downlight application. Suspension of 1.5 mtr. is included (02 nos).



CONNECT LED : Analog and Dali dimming pendant luminaires (40W range) with efficient optics ensuring perfectly uniform illumination, optimised and unparallelled light distribution.

BPTX 40W LED 4F NW	Neutral White	1	8800
BPTX 40W LED 4F WH	White	1	8800
BPTX 40W LED 4F WW	Warm White	1	8800
BPTX 2-40W LED 8F NW	Neutral White	1	16500
BPTX 2-40W LED 8F WH	White	1	16500
BPTX 2-40W LED 8F WW	Warm White	1	16500


Interconnectable luminaires for aesthetically appealing downlight application. Suspension of 1.5 mtr. is included (02 nos).

RECESSED
LUMINAIRES



LUMINAIRE TYPE	COLOUR TEMPERATURE	STANDARD PACKAGING	RSP ₹
-------------------	-----------------------	-----------------------	----------


CONNECT LED : Recessed narrow luminaires (20W range) with efficient optics ensuring perfectly uniform illumination, optimized and unparallelled light distribution.			
BRTXn 20W LED 4F NW	Neutral White	1	7500
BRTXn 20W LED 4F WH	White	1	7500
BRTXn 20W LED 4F WW	Warm White	1	7500
BRTXn 2-20W LED 8F NW	Neutral White	1	13800
BRTXn 2-20W LED 8F WH	White	1	13800
BRTXn 2-20W LED 8F WW	Warm White	1	13800
Standalone recessed sleek luminaire for asthetically appealing downlighting.			



CONNECT LED : Recessed luminaires (20W range) with efficient optics ensuring perfectly uniform illumination, optimised and unparallelled light distribution.			
BRTX 20W LED 4F NW	Neutral White	1	8200
BRTX 20W LED 4F WH	White	1	8200
BRTX 20W LED 4F WW	Warm White	1	8200
BRTX 2-20W LED 8F NW	Neutral White	1	16200
BRTX 2-20W LED 8F WH	White	1	16200
BRTX 2-20W LED 8F WW	Warm White	1	16200
Interconnectable luminaires for aesthetically appealing downlight application.			



CONNECT LED : Recessed luminaires (28W range) with efficient optics ensuring perfectly uniform illumination, optimised and unparallelled light distribution.			
BRTX 28W LED 4F NW	Neutral White	1	8500
BRTX 28W LED 4F WH	White	1	8500
BRTX 28W LED 4F WW	Warm White	1	8500
BRTX 2-28W LED 8F NW	Neutral White	1	16800
BRTX 2-28W LED 8F WH	White	1	16800
BRTX 2-28W LED 8F WW	Warm White	1	16800
Interconnectable luminaires for aesthetically appealing downlight application. Note: 4F: 4ft., 8F: 8ft.			



CONNECT LED : Recessed luminaires (40W range) with efficient optics ensuring perfectly uniform illumination, optimised and unparallelled light distribution.			
BRTX 40W LED 4F NW	Neutral White	1	9000
BRTX 40W LED 4F WH	White	1	9000
BRTX 40W LED 4F WW	Warm White	1	9000
BRTX 2-40W LED 8F NW	Neutral White	1	17600
BRTX 2-40W LED 8F WH	White	1	17600
BRTX 2-40W LED 8F WW	Warm White	1	17600
Interconnectable luminaires for aesthetically appealing downlight application. Analog & Dali dimming options available on request.			

BATTEN & TUBE LIGHTS

LUMINAIRE TYPE

COLOUR TEMPERATURE

STANDARD PACKAGING

RSP ₹



BATTEN LED : Integrated LED channel

▶ BCLSB 05 WH	White	16	410
BCLSB 05 NW	Neutral White	16	410
▶ BCLSB 10 WH	White	16	590
▶ BCLSB 10 NW	Neutral White	16	590
▶ BCLSB 18 WH	White	16	800
▶ BCLSB 18 NW	Neutral White	16	800
BCLSB 20 WH	White	20	850

Engineering plastic batten with white acrylic cover.



New

EXTRUDED ALUMINIUM LED BATTEN

BCLSBAL 18W CW	Cool White	16	850
BCLSBAL 20W CW	Cool White	16	980



New

VIVA LED : Mini LED batten (4ft.)

▶ BCLAB 20W	White	20	900
▶ BCLAB 40W	White	20	1250

LED batten for surface and pendant applications. Anodized extruded aluminium housing, high transmissivity diffuser and high lumen output.



FLEXITRON LED : VIVA LED batten (4ft.)

BLTRU 20W WH VIVA	White	4	3000
BLTRU 20W NW VIVA	Neutral White	4	3000
BLTRU 40W WH VIVA	White	4	4000
BLTRU 40W NW VIVA	Neutral White	4	4000
BLTRU 80W WH VIVA	White	4	7000

LED Batten for surface, pendant and conduit mounting. High transmissivity diffuser and high lumen output. PF >0.98, THD <10%.

BATTEN &
TUBE LIGHTS



FLEXITRON VIVA i LED

► BLTRU 40W WH VIVA i	White	4	4200
► BLTRU 40W NW VIVA i	Neutral White	4	4200




LED TUBE LIGHT

BLRB 15W CWc	Cool White	10	700
► BLRB 18W CW LED	Cool White	10	750
► BLRB 18W CWc XE LED	Cool White	10	900
BLRB 21W CWc	Cool White	10	800



BATTEN FOR LED TUBE LIGHT

► BLRB-DB 118	-	16	500
► BLRB-DB 218	-	16	550



T5 LED TUBE LIGHT

► BLTB 15W CWc	Cool White	40	680
► Driver BLTB 15W CWc	Cool White	40	525

BATTEN &
TUBE LIGHTS



LUMINAIRE TYPE	COLOUR TEMPERATURE	STANDARD PACKAGING	RSP ₹
.nxt PRO LED : BLL 15W LED 2G11			
▶ .nxt PRO BLL 15W LED 2G11	Cool White	50	999

LED STRIP
LIGHTS



LED STRIP : 15W/mtr. 5 mtr. role			
75W PROFESSIONAL LED STRIP IP65 WH	White	1	1500
75W PROFESSIONAL LED STRIP IP65 WW	Warm White	1	1500
75W PROFESSIONAL LED STRIP IP65 NW	Neutral White	1	1500
75W PROFESSIONAL LED STRIP IP20 WH	White	1	1250
75W PROFESSIONAL LED STRIP IP20 WW	Warm White	1	1250
75W PROFESSIONAL LED STRIP IP20 NW	Neutral White	1	1250
Driver to be ordered separately.			



LED STRIP : 5W/mtr. 5 mtr. role			
▶ 25W PROFESSIONAL LED STRIP IP65 WH	White	1	1225
25W PROFESSIONAL LED STRIP IP65 WW	Warm White	1	1225
▶ 25W PROFESSIONAL LED STRIP IP65 NW	Neutral White	1	1225
▶ 25W PROFESSIONAL LED STRIP IP20 WH	White	1	975
▶ 25W PROFESSIONAL LED STRIP IP20 WW	Warm White	1	975
▶ 25W PROFESSIONAL LED STRIP IP20 NW	Neutral White	1	975
Driver to be ordered separately.			



LED DRIVER : For LED strip			
25W LED Strip Driver IP65	-	1	2600
▶ 25W LED Strip Driver IP20	-	1	1100
75W LED Strip Driver IP65	-	1	4300
75W LED Strip Driver IP20	-	1	2400
Driver to be ordered separately.			

LED SIGNAGE

LUMINAIRE TYPE	COLOUR TEMPERATURE	STANDARD PACKAGING	RSP ₹
-------------------	-----------------------	-----------------------	----------



SINGLE SIDED LED : Signage with built in battery back-up for 2 hrs.			
BESL 03 LED SSD WBB Green	Green	10	6700
BESL 03 LED SSD WBB Red	Red	10	6700



DOUBLE SIDED LED : Signage with built in battery back-up for 2 hrs.			
BESL 03 LED DSD WBB Green	Green	10	8000
BESL 03 LED DSD WBB Red	Red	10	8000



COB SPOTLIGHTS

ALPHA SERIES OF SPOTLIGHT



ALPHA TRACK MOUNTED LED : Spot light luminaire suitable for 1 phase track.			
ALPHA 12W WH	White	4	On Request
ALPHA 12W NW	Neutral White	4	On Request
ALPHA 16W WH	White	4	On Request
ALPHA 16W NW	Neutral White	4	On Request
Low wattage track spots suitable for single track.			

SINGLE PHASE TRACK FOR ALPHA

BLTR 1M 1 PH	-	20	1800	
BLTR 2M 1 PH	-	20	3000	



RECESSED MOUNTED DIRECTIONAL LED SPOTLIGHT

BXDR 30 WW	Warm White	1	5000	
BXDR 30 NW	Neutral White	1	5000	
BXDR 30 WH	White	1	5000	
BXDR 50 WW	Warm White	1	5400	
BXDR 50 NW	Neutral White	1	5400	

TRUNKING SYSTEM-5 WIRE



VIVA LED : Trunking system				
LUMINAIRE TYPE	COLOUR TEMPERATURE	STANDARD PACKAGING	RSP ₹	
BLTRU 40W NW Viva TMV	Neutral White	4	2900	
BLTRU 40W WH Viva TMV	White	4	2900	
BLTRU 40W WW Viva TMV	Warm White	4	2900	






TRUNKING SYSTEM






BLTRU 45 MS W/O Suspension	-	4	1750
2.4 mtr. trunk suitable for Viva.			

ACCESSORIES FOR VIVA TRUNKING SYSTEM

BFTSS 60 end ca	-	-	30	
BFTSS/D 1.5m-Suspension	-	-	275	
BFTSS 60-300 (300mm bottom cover)	-	-	115	
BFTSS 60-6 (600mm bottom cover)	-	-	230	
BFTSS 60-900 (900mm bottom cover)	-	-	340	
BFTSS 60-1200 (1200mm bottom cover)	-	-	450	

SENSORS

	CATEGORY REFERENCE	CATEGORY	RSP ₹
	GEFL	Low profile IP 40 flush mounted PIR presence detector	8000
	GEFL-PB	Flush mounted IP 40 PIR presence sensor with push button	9000
	GEFL-PB-ABS	Flush mounted IP 40 presence/absence sensor with push button	9800
	GEFL-IR	Flush mounted IP 40 presence sensor with IR detector	On Request
	GESM	Surface mounted PIR movement sensor	8800
	GESM-AC	Surface mounted occupancy sensor for the control of air conditioning	On Request
	EBDSM-PRM	Surface mounted PIR presence/absence detector with lux level sensing	7400
	EBDSPIR-PRM 2CH	Compact ceiling mounted PIR presence/absence detector 2-channel	9400
	EBDSPIR-PRM	Compact ceiling mounted PIR presence/absence detector with infrared override	6600
	EBDSPIR-DD	Compact ceiling mounted PIR presence/absence detector with Direct Dim DALI/DSI	9000
	EBDSPIR-AD	Compact ceiling mounted PIR presence/absence detector with 1–10V analogue dimming output	9000

	CATEGORY REFERENCE	CATEGORY	RSP ₹
	EBDHS-AD	High sensitivity PIR presence/absence detector with 1–10V analogue dimming output	13000
	EBDHS-DD	High sensitivity PIR presence/absence detector with Direct Dim DALI/DSI	13000
	EBDHS-PRM	High sensitivity IP 65, flush mounted PIR presence/absence detector	12000
	MWS6-PRM	Low profile microwave presence/absence detector	14000
	MWS6SM-PRM	Surface mounted microwave presence/absence detector with lux level sensing	14200
	MWS3A-PRM	Adjustable head ceiling mounted microwave presence/absence detector	15500

CATEGORY REFERENCE	CATEGORY	RSP ₹
-----------------------	----------	----------



UHS 5	Infrared programming commissioning handset	3120
-------	--	------



UHS 7	Infrared user handset	3600
-------	-----------------------	------



UNLCDHS	Professional commissioning LCD programming handset	52000
---------	--	-------



EBMHS-DD-SA-C	High sensitivity MINI PIR presence/absence detector - DALI/DSI	9400
EBMHS-AD-SA-C	High sensitivity MINI PIR presence/absence detector 1-10V Dimming	9400

Note: Sensors applicable upto 15m height are available on request.



CATEGORY	: Scence Select Systems Indoor lighting control system, 4/6 channel, with options of Dali/DSI dimming, suitable for conference/classrooms, auditorium, meeting/office areas etc. Ideal for commercial, education & retail spaces.
RSP ₹	: On Request

INTEGRATED BUILDING MANAGEMENT SYSTEM (IBMS)



	ASD TYPE	STANDARD PACKAGING	UNIT PRICE ₹
	ASPIRATING SMOKE DETECTOR SYSTEM (ASD) RANGE		
	Aspirating Smoke Detector System - ASD-531, SSD 531 & FBS 25 PC High Power LED based active Aspiration type smoke detector (ASD-531) 1 pipe inlet of upto 70 mtr. & 12 holes Asymmetrical pipe line design External filter for easy maintenance & external power supply Maximum coverage area 720 sq.mtr. Standards EN 54-20 Class A, B and C, EN 54-27 UL 268, FM 3230, Vds	1	83500
	Smoke sensors (SSD 31) alarm sensitivity range	1	-
	Sensitivity range alarm: 002 %/m - 10 %/m Sensitivity range pre-signals: 0006 %/m - 7 %/m		
	Filter box small including filter-mat (FBS 25 PC)	1	-
	To be used in slightly dusty rooms		
	ASPIRATING SMOKE DETECTOR SYSTEM - ASD-535, SSD 535-3 & FBS 25 PC		
	(Available Models ASD 535-1, ASD 535-2, ASD 535-3 & ASD 535-4) High power LED based active aspiration type smoke detector (ASD-532) 1 pipe inlet of upto 120 mtr. & 20 holes Asymmetrical pipe line design External filter for easy maintenance & external power supply Smoke level is indicated on a bar graph display & Networking available Maximum coverage area 1280 sq.mtr. Standards: EN 54-20 Class A, B and C, EN 54-27 UL 268, FM 3230, Vds	1	104,500

ASD TYPE



Smoke sensors (SSD 532-3) alarm sensitivity range
Sensitivity range alarm: 002 %/m-10 %/m
Sensitivity range pre-signals: 0002 %/m-9 %/m

1	-
---	---



DELTA CONTROLS ENTELITOUCH

Touch screen interface, stylus not required
Attractive modern design
Can be mounted on a wall, in a panel, or in a new or retrofit building
Changing setpoints and monitor inputs and outputs
Adjustable controller schedules and calendars
Alarm enunciation, automatic alarm pop-up, email alarms (optional)
ZigBee wireless communication capability
Support for BACnet over ethernet and BACnet/IP communication
Alarm enunciation, automatic alarm pop-up, email alarms (optional)
Remote access through PC web browser (optional)
Optional built-in temperature, humidity and occupancy sensors


1	85400
---	-------





DELTA ENTELIZONE™ NETWORK SENSOR


RGB backlight allows choice of colours to indicate conditions alarms and night mode
Capacitive touch zone allows custom button sizes
Multiple button layout options. Simple one-touch buttons or two-touch buttons for added functionality
Smartphone and tablet integration and setup using NFC technology
Digital temperature sensor
+/- 0.2° C (+/-0.36°F)
Humidity sensor (optional) accuracy +/-3%
Occupancy sensor (optional) Passive Infrared Motion (PIR) sensor
CO2 sensor (optional) dial beam self calibrating NDIR detection
1 10kΩ input (16 bit A/D)






1	38500
---	-------

ASD TYPE	STANDARD PACKAGING	UNIT PRICE ₹
	MAGNUM M9-RTS1 - WALL MOUNT REMOTE TEMPERATURE SENSOR	
	EnOcean radio technology	128,500
	Interoperable wireless standard	
	Self-Powered	
	Solar-powered sensors with an intelligent transmission management, are used to measure the room temperature and transmit this information wirelessly using the non-proprietary EnOcean wireless protocol	

CAMERA TYPE	STANDARD PACKAGING	UNIT PRICE ₹
	ANALOG CCTV RANGE INFRARED DOME CAMERA	
	Digital image sensor	46200
	1100 TVL high resolution	
	0.01 lux min illumination, 0 lux (IR on)	
	3.6 mm fixed lens	
	IR range of 20 mtr. with 24 LEDs	
	AGC, AWB, BLC	
	CE, FCC and RoHS certified	

	WEATHER PROOF INFRARED BULLET CAMERA	
	Digital image sensor	46900
	1100 TVL high resolution	
	0.01 lux min illumination, 0 lux (IR on)	
	3.6 mm fixed lens	
	IR range of 20 mtr. with 24 LEDs	
	IP 65, AGC, AWB, BLC	
	CE, FCC and RoHS certified	

	DIGITAL VIDEO RECORDER	
	16 channel free DDNS, CIF recording hard-disk and display not included	124500
	8 channel, free DDNS, CIF recording	
	Hard-disk and display not included	114900
	4 channel, free DDNS, D1 recording	
	Hard-disk and display not included	111900

CAMERA TYPE	STANDARD PACKAGING	UNIT PRICE ₹
	ANALOG CCTV RANGE ( Powered by ) INFRARED DOME CAMERA 2 megapixel CMOS sensor 15 fps @ 1920x1080; 30 fps @ 1280x720 Real-time H264, MJPEG compression (dual codec) Built-in IEEE 802.3af Compliant PoE Built-in MicroSD/SDHC/SDXC card slot for on-board storage Ultra-mini size design Easy installation	4 41500
	2MP FULL HD ULTRA MINI IP NETWORK CAMERA 2 megapixel CMOS sensor 15 fps @ 1920x1080; 30fps @ 1280x720 Real-time H264, MJPEG compression (dual codec) Built-in IEEE 802.3af compliant PoE Built-in MicroSd/SDHC/SDXC card slot for on-board storage Ultra-mini size design Easy installation	4 41500
	8-CH 2-BAY HDD AUTO SETUP AUTO ADAPTIVE STREAM HARDWARE DECODING STANDALONE DESKTOP 8-CH live viewing 1-CH local playback, 4-CH remote Synchronous playback Embedded linux OS Easy to install HDD design 1080P HDMI local video output Plug & play auto setup Auto adaptive stream for efficient display Support fisheye dewarp (10, 1P, 1R, 103R) Support local rewind VIVOTEK camera configuration integrated Hard disk and display not included	1 81500
	IP CCTV COMBO OFFER 2 ultra mini bullet 2 ultra mini dome 1 No. 4 port POE switch 1 No. 8 channel NVR Hard disk and display not included	1 219500

AWARDS & ACCOLADES

**Finest India Skills &
Talent Award 2017**

**Significant Project
of the Year Award 2015**

**Smart Green Building
Initiative Award 2017**


**Data Center Dynamics
Award 2016**


**Best IBMS Company
Award 2015**





INDUSTRIAL LIGHTING



	LUMINAIRE TYPE	COLOUR TEMPERATURE	STANDARD PACKAGING	RSP ₹
	DAZZLE LED : Highbay luminaire			
	BGHBC 100W LED XL MB	White	1	20000
	BGHBC 100W LED XL WB	White	1	20000
	BGHBC 120W LED XL MB	White	1	22000
	BGHBC 150W LED XL MB	White	1	24000
Dazzle highbay luminaire with highest luminaire efficiency, light weight & special lens for better uniformity. Available in multiple CCT & CRI. Dimmable options available on request.				

	BLAZE LED : Highbay luminaire			
	BGHBM 80W LED XE	White	1	12000
	▶ BGHBM 100W LED XE	White	1	13500
	▶ BGHBM 120W LED XE	White	1	17000
	▶ BGHBM 150W LED XE	White	1	18000
	▶ BGHBM 200W LED XE	White	1	20000
BLAZE LED Highbay are best lighting technology luminaires, comes in different beam angles, suitable for different modern hi-tech industrial applications & warehouse applications with better vertical illuminations. Dimmable options available on request.				

	DURANTO LED : Highbay luminaire			
	▶ BGHB 80W LED G V	White	1	11500
	▶ BGHB 100W LED G V	White	1	15500
	▶ BGHB 120W LED G IV	White	1	17500
	▶ BGHB 150W LED G IV	White	1	18000
	▶ BGHB 200W LED G IV	White	1	23000
Duranto Highbay has fin ventilation technology for better thermal management and its cutting edge LED technology seeks various industrial applications.				

	RAYS LED : Highbay luminaire			
	BGPPH 80W LED	White	1	12000
	BGPPH 100W LED	White	1	16000
	BGPPH 120W LED	White	1	18000
	BGPPH 150W LED	White	1	18500
Rays Highbays are with high efficiency futuristic luminaires with cutting edge technology & design.				

LUMINAIRE TYPE	COLOUR TEMPERATURE	STANDARD PACKAGING	RSP ₹
COSMO LED : Canopy luminaire			
► BGPPR 80W LED VX	White	1	12000
BGPPR 80W LED VX	White	1	11000
BGPPR FRAME 2424	White	1	1200
BGPPR FRAME 2828	White	1	1500
BGPPRBT	-	4	550
Versatile lighting solution to adjust lighting requirement in multi-purpose low height bay application with IP 65 protection.			

TRENDY LED : Linear highbay luminaire			
BTHBX 100W LED	White	1	9500
BTHBX 120W LED	White	1	11500

PERK LED : Linear highbay luminaire			
► BTS 80W WH LED	White	2	7600
BTS 100W WH LED	White	2	On Request
BTS 120W WH LED	White	2	11000
BTS 140W WH LED	White	2	12000
Compact, economical and energy efficient luminaire for replacing 4x54WT5 on shop floor applications (IP 20)			
Both PERK & Trendy Linear Highbays are synonymous with their immaculate design and ability to render colours and shapes with maximum accuracy. The ultra modern looks make them ideal for variety of applications with IP 20/IP 54 protections.			

VERDANT LED : Wellglass luminaire			
► BIWICP 35W LED	White	1	4500
BIWICP 35W LED B	White	1	4500
BIWIDP 35W LED	White	1	4500
BIWITG 35W LED	White	1	4500
BIWIDP 42W LED	White	1	5500
BIWIDP 42W LED B	White	1	5500
BIWIDP 65W WH LED	White	1	8000
BIWIDP 65W WW LED	Warm White	1	8000
Energy efficient, reliable & environment friendly LED wellglass luminaires. Direct replacement for 70W/125W/150W HPSV/MV wellglass conventional luminaire and having potential of saving >60% energy.			

LUMINAIRE TYPE	COLOUR TEMPERATURE	STANDARD PACKAGING	RSP ₹
-------------------	-----------------------	-----------------------	----------



VERDANT NEO LED : Wellglass luminaire

BGWD 27W LED WH	White	1	4000
BGWD 27W LED NW	Neutral White	1	4000
BGWD 27W LED XE WH	White	1	4500
BGWD 27W LED XE NW	Neutral White	1	4500
BGWD 27W LED XL WH	White	1	4700
BGWD 27W LED XL NW	Neutral White	1	4700
BGWD 35W LED WH	White	1	5000
BGWD 35W LED WW	Warm White	1	5000
► BGWD 42W LED WH	White	1	6000
BGWD 42W LED WW	Warm White	1	6000

Verdant NEO and Nano are equipped with new age technology which consumes lesser energy without compromising the lighting levels. Highly durable product that can be used in rugged environment.



Verdant Nano LED : Wellglass Luminaire

BIWDN 30W LED	White	8	3800
► BIWDN 40W LED	White	8	4000

Verdant NEO and Nano are equipped with new age technology which consumes lesser energy without compromising the lighting levels. Highly durable product that can be used in rugged environment.



WEE PLUS LED : Bulkhead luminaire

BIBWP 6W LED	White	-	On Request
► BIBWP 10W LED	White	8	1650

An ideal energy efficient solution for upgrading conventional GLS bulkhead luminaires to LED bulkhead IP 65 luminaires.



LUMINAIRE TYPE	COLOUR TEMPERATURE	STANDARD PACKAGING	RSP ₹
-------------------	-----------------------	-----------------------	----------



LINEA LED : Linear luminaire			
► BICDP 40W LED	White	1	3300
Innovative and compact structure of this luminaire, provides better experience for industrial lighting applications. An alternative solution for 2x28W, 2x36W fluorescent channels.			




LINEA LED : Prime linear luminaire			
BICDPE 40W LED	White	1	4300
Reliable, robust & special purpose lighting solution with IP 54 protection. Suitable for various applications. Used as a direct replacement of twin fluorescent channel.			





LINEA LED EXCEL : Linear luminaire			
► BIPC 20W LED (2ft.)	White	-	On Request
BIPC 40W LED XE	White	1	3600
Durable & weather proof industrial lighting solution luminaire with IP 65 protection.			



LINEA LED PLUS : Linear luminaire			
BJI 118 LED PC	White	1	1300
► BJI 218 LED PC	White	1	1700
Note: LED Tube for above luminaires with BLRB 18W CWi (Item Code-112425).			
Industrial corrosion resistance LED PC luminaires completely pre-wired with IP 65 protection. Best in class products for regular & retrofit options.			

	LUMINAIRE TYPE	COLOUR TEMPERATURE	STANDARD PACKAGING	RSP ₹
	PRISTINE LED : Bottom Opening Clean room luminaires			
	BPRF 20W WH SL LED	White	1	4500
	BPRF 36W WH LED	White	1	7500
	BPRF 36W WH SL LED	White	1	7900
	BPRF 36W WH LED SS	White	1	9000
	BPRF 45W WH LED	White	1	8300
	BPRF 45W WH SL LED	White	1	9600
	BPRF 45W WH LED SS	White	1	10000
	BPRF 60W WH LED	White	1	10300
	BPRF 60W SLM LED	White	1	12000
	BPRF 80W WH LED	White	1	13300
	BPRF 80W WH SLM LED	White	1	15000
Specialised lighting solutions for clean room areas like Laboratories, F&B, Pharma & Kitchens.				


	PRISTINE LED : Top Opening Clean room luminaires			
	BPRR 36W WH LED	White	1	11000
	BPRR 36W WH LED SS	White	1	12000
	BPRR 45W WH LED SS	White	1	12500
	BPRR 45W WH LED	White	1	11500
	BPRR 60W WH LED SS	White	1	18000
	BPRR 60W WH LED	White	1	17000
	BPRR 80W WH LED	White	1	22000
	BPRR 80W WH LED SS	White	1	24000
Specialised lighting solutions for clean room areas like Laboratories, F&B, Pharma & Kitchens.				


	PRISTINE LED : Surface Mounted Clean room luminaires			
	BPSF 36W WH LED	White	1	8500
	BPSF 45W WH LED	White	1	10100
	BPSF 60W WH LED	White	1	11800
	BPSF 80W WH LED SL	White	1	12000
Specialised lighting solutions for clean room areas like Laboratories, F&B, Pharma & Kitchens.				





STREET LIGHTING





	LUMINAIRE TYPE	COLOUR TEMPERATURE	STANDARD PACKAGING	RSP ₹
	CUB NANO LED : Street light luminaire			
	▶ BCLST 15W LED I V2	White	8	2000
	▶ BCLST 20W LED I V2	White	8	2100
	▶ BCLST 25W LED I V2	White	8	2200
	LED street light with pressure die-cast housing along with prismatic polycarbonate diffuser and LEDs with secondary optics and IP 65 protection.			

	CUB LED : Street light luminaire			
	▶ BCLST 30W LED I	White	8	3000
	LED street light with pressure die-cast housing along with prismatic polycarbonate diffuser and LEDs with secondary optics and IP 65 protection.			

	EDGE LED : Street light luminaire			
	BRTFG 36W LED	White	2	5000
	▶ BRTFG 45W LED I	White	2	5000
	▶ BRTFG 60W LED V3	White	1	6000
	▶ BRTFG 72W LED V3	White	1	6500
	LED street light with pressure die-cast housing with toughened glass and individual LEDs with secondary optics and IP 66 protection.			

	EDGE LED : Street light luminaire			
	BRTFG 36W LED V2	White	2	4500
	BRTFG 45W LED V2	White	2	4800
	LED street light with pressure die-cast housing with individual LEDs as light source and lens embedded PC cover having TOP opening separate driver compartment with IP 66 protection and impact resistance of IK 07.			


	LUMINAIRE TYPE	COLOUR TEMPERATURE	STANDARD PACKAGING	RSP ₹
	EDGE LED : Street light luminaire			
	BRTFG 75W LED I	White	1	8000
	BRTFG 90W LED I V2	White	1	9000
	BRTFG 100W LED I	White	1	10000
	LED street light with pressure die-cast housing with toughened glass and individual LEDs with secondary optics and IP 66 protection.			



EDGE LED : Street light luminaire

▶ BRTFG 120W LED I	White	1	12000
BRTFG 120W LED HXE	White	1	12500
▶ BRTFG 135W LED HXE	White	1	13000
BRTFG 150W LED	White	1	14000
BRTFG 180W LED I HXE	White	1	15000

LED street light with pressure die-cast housing with toughened glass and individual LEDs with secondary optics and IP 66 protection.



EDGE LED : Street light luminaire

BRTFG 210W LED I	White	1	23000
BRTFG 250W LED I	White	1	25000

LED street light with pressure die-cast housing with toughened glass and individual LEDs with secondary optics and IP 66 protection.

EDGE LED : Warm white street light luminaire

BRTFG 45W LED WW	Warm White	1	5500
BRTFG 60W LED V3 WW	Warm White	1	6500
BRTFG 90W LED I WW	Warm White	1	9500
BRTFG 100W LED WW	Warm White	1	10000
BRTFG 120W LED WW	Warm White	1	12000
BRTFG 160W LED WW	Warm White	1	16000

LED street light in warm white colour with pressure die-cast housing with toughened glass and individual LEDs with secondary optics and IP 66 protection.

LUMINAIRE TYPE	COLOUR TEMPERATURE	STANDARD PACKAGING	RSP ₹
-------------------	-----------------------	-----------------------	----------



EDGE PLUS LED : Street light luminaire

BRLEP 15W LED	White	30	2100
BRLEP 20W LED V2	White	30	2200
▶ BRLEP 25W LED WH	White	30	2800
▶ BRLEP 30W LED WH	White	30	3200

LED street light with pressure die-cast housing with individual LEDs as light source and lens embedded PC cover having TOP opening separate driver compartment with IP 66 protection and impact resistance of IK 07.




EDGE PLUS LED : Street light luminaire


▶ BRLEP 45W LED V2	White	2	4900
▶ BRLEP 60W LED V2	White	2	5800
▶ BRLEP 72W LED V2	White	2	6200
BRLEP 80W LED V2	White	2	8500
▶ BRLEP 90W LED V3	White	1	8900

LED street light with pressure die-cast housing with individual LEDs having modular secondary optics and IP 66 protection.





AREA LIGHTING



	LUMINAIRE TYPE	COLOUR TEMPERATURE	STANDARD PACKAGING	RSP ₹
	TURBO LED : Floodlight luminaire			
	▶ BARFEG 160W LED	White	1	21000
	BARFEG 180W LED	White	1	26000
	BARFEG 200W LED	White	1	28000
	BARFEG 240W LED	White	1	36000
	BARFEG 350W LED	White	1	44000
	BARFEG 400W LED	White	1	44500
LED floodlight luminaire with secondary optics made in pressure die-cast housing and heat sink in aluminium extrusion with IP 66.				

	AMAZE LED : Floodlight luminaire			
	BJFL 30W LED I	White	2	3000
	▶ BJFL 50W LED I	White	1	5500
	BJFL 60W LED I	White	1	6000
	▶ BJFL 80W LED I	White	1	9300
	BJFL 80W LED I WW	Warm White	1	9500
	▶ BJFL 100W LED I	White	1	11000
	▶ BJFL 120W LED I	White	1	12500
	BJFL 120W LED I WW	Warm White	1	13000
	▶ BJFL 150W LED I	White	1	14500
	BJFL 150W LED I WW	Warm White	1	15000
	▶ BJFL 180W LED I	White	1	19000
	▶ BJFL 200W LED I	White	1	20000
	BJFL 200W LED I WW	Warm White	1	21000





	AMAZE LED : Higher wattage flood light luminaire			
	BJFL 240W LED	White	1	30000
	BJFL 300W LED	White	1	33000
	BJFL 350W LED	White	1	36000
	BJFL 500W LED WH MB	White	1	83000
	BJFL 500W LED WH NB	White	1	85000
3rd generation LED floodlight luminaire with ultra sleek, light weight and with secondary optics, made of pressure die-cast housings with IP 66 rating.				

	AVIATION LED : Luminaires			
	▶ BGAV 302 LED	-	4	4400
Integral LED aviation light comprising of aluminium housing with polycarbonate enclosure.				


LANDSCAPE LIGHTING



LED BOLLARDS

	LUMINAIRE TYPE	COLOUR TEMPERATURE	STANDARD PACKAGING	RSP ₹
	FLUTE			
	▶ BGBOL 605 9W LED	White	1	4500
	LED bollard in cylindrical shape with opal acrylic diffuser and IP 65 protection.			
	TULIP			
	▶ BGBOM 650 9W LED	White	1	4700
	LED bollard with opal acrylic diffuser and IP 65 protection.			
	TETRIS			
	▶ BGBOS 600 9W LED	White	1	5700
	LED bollard in rectangular shaped victorian design with opal acrylic diffuser and IP 65 protection.			
	MUSHRUMZ			
	BLBMC 9W WW LED	Warm White	1	4500
	LED bollard in decorative mushroom shape with IP 65 protection.			


LED POST TOPS


	FLORENCE			
	BGCP 45W LED WW	Warm White	1	13500
	LED post top with decorative circular design compliant to dark sky norms with polycarbonate opal diffuser and IP 65 protection.			

LED POST TOPS


	LUMINAIRE TYPE	COLOUR TEMPERATURE	STANDARD PACKAGING	RSP ₹
	TEARDROP			
	BNRRL 65W LED	White	1	16000
	LED post top with spun aluminium decorative housing and clear polycarbonate diffuser with IP 65 protection.			
	COSMOS			
	BGCS 40W LED WH	White	1	9000
	BGCS 70W LED WH	White	1	11500
	LED post top made in cast aluminium with decorative opal polycarbonate diffuser and IP 65 protection.			
	CELESTA			
	▶ BGCL 40W LED WH	White	1	9500
	▶ BGCL 70W LED WH	White	1	12000
	LED post top made in cast aluminium with decorative opal polycarbonate diffuser with IP 65 protection.			
	ARIAN			
	BGCT W4 LED WW	Warm White	1	8000
	LED post top made in die-cast aluminium housing with decorative clear opal acrylic diffuser and IP 65 protection.			
	TENCO			
	▶ BRIL 45W LED NW	Neutral White	1	12500
	LED post top made in die-cast aluminium with innovative glare free indirect lighting distribution & IP 65 protection.			

LED POST TOPS


	LUMINAIRE TYPE	COLOUR TEMPERATURE	STANDARD PACKAGING	RSP ₹
	GLOBE			
	BLPTSP 25W NW LED	Neutral White	1	4700
	LED post top in spherical shape polycarbonate diffuser & IP 65 protection.			

	GLOBE POST			
	BLWSP 25W NW LED	Neutral White	1	5400
	Decorative LED wall light in spherical shape polycarbonate diffuser & IP 65 protection.			


BUSH AND SPIKE LIGHT

	SPYKZ			
	► BGSL 9W LED WW	Warm White	4	3500
	LED step light with die-cast aluminum housing designed for rugged outdoor usage & IP 65 protection.			

LED STEP LIGHT


	RAZOR			
	BLSGV 4W LED WH	White	6	2000
	LED step light in white powder coated cast aluminium body & IP 54 protection.			

LED UPLIGHT

	VERTICO			
	BLWUP 9W LED WW	Warm White	1	On Request
	LED Up light with die-cast aluminum housing designed for rugged outdoor usage & IP 65 protection.			

SOLAR SOLUTIONS





SOLAR ALL-in-ONE STREET LIGHTING

Smart Integrated Solar Street Light with Built in Mono Crystalline Panel, Lithium Ferro Phosphate (LiFePO 4) Battery, MPPT Charge Controller and PIR Sensor with Colour Temperature 6000-6500K


12W All-in-One Standard	40000
15W All-in-One Standard	45000
18W All-in-One Standard	50000
20W All-in-One Standard	56000
25W All-in-One With Hybrid	68000
25W All-in-One Standard	65000
30W All-in-One With Hybrid	75000
30W All-in-One Standard	70000
40W All-in-One With Hybrid	85000
40W All-in-One Standard	80000
50W All-in-One With Hybrid	98000
50W All-in-One Standard	92000
60W All-in-One With Hybrid	125000
60W All-in-One Standard	117000
80W All-in-One With Hybrid	148000
80W All-in-One Standard	140000
100W All-in-One Standard	160000
120W All-in-One Standard	200000

Note: Prices are exclusive of Poles, it should be ordered separately.

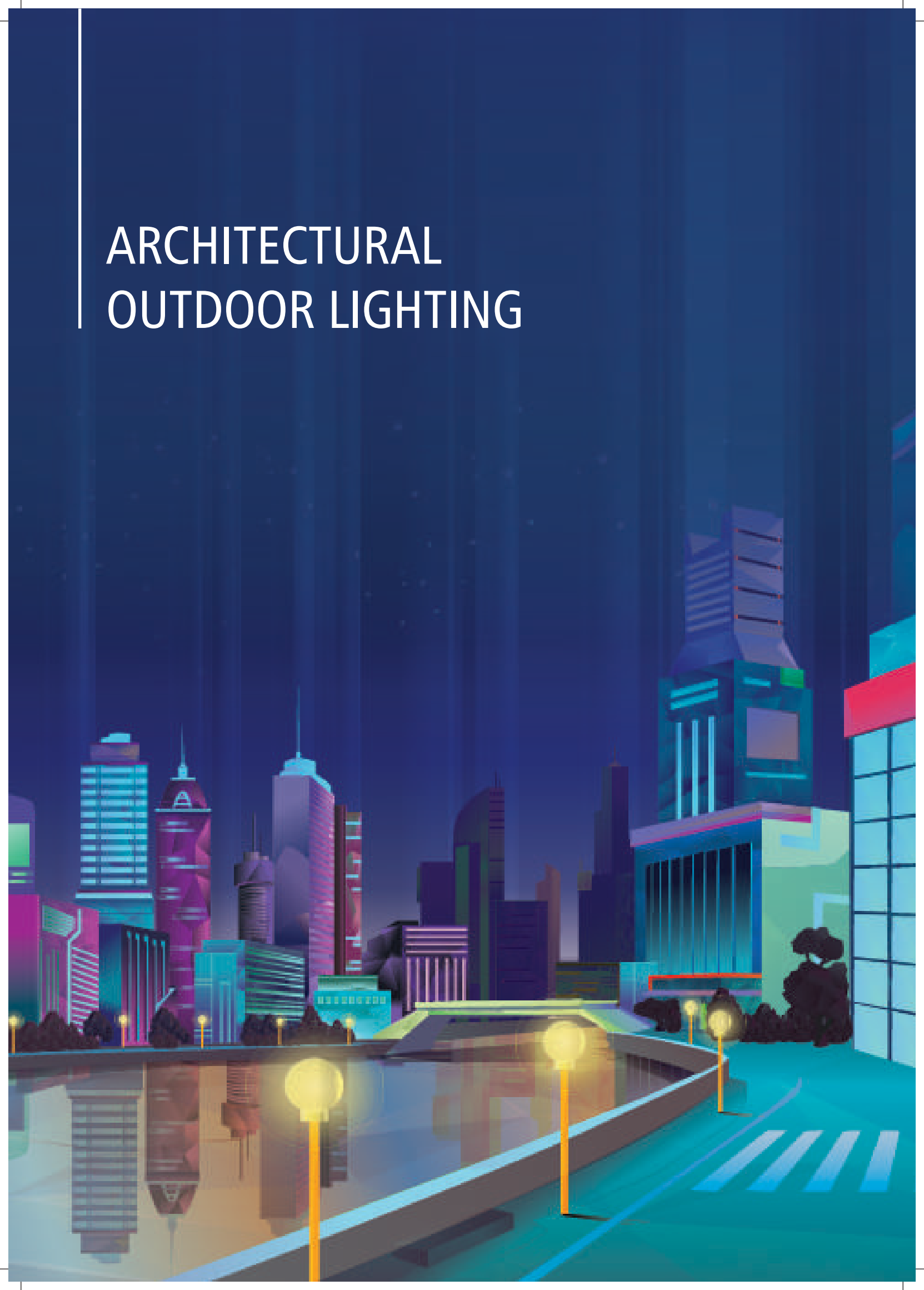


SOLAR SEMI HIGH MAST

30W x 4 All-in-One Integrated System with 7 M Octagonal Pole	2 Days	460000
40W x 4 All-in-One Integrated System with 9 M Semi-Highmast	2 Days	560000
60W x 4 All-in-One Integrated System with 9 M Semi-Highmast	2 Days	775000



ARCHITECTURAL OUTDOOR LIGHTING





GUIDING LIGHTS THAT SHOW YOU THE WAY

HIGH MAST AND HOT DIP GALVANISED POLES


Bajaj Electricals Ltd. has been in the High Mast business since 1983, and have supplied more than 45,000 High Masts and 8,00,000 Poles for various applications like lighting, telecom, signages and flags, and have a successful operation in India and abroad. We are the undisputed leader and pioneer in High Mast lighting systems and Lighting Poles in India. All divisions are ISO 9001 certified and the manufacturing unit is ISO 9001, 14001 and OSHAS 18001 certified.

The in-house civil, structural, mechanical and electrical system design caters to various regular and special application requirements of the customers. The state-of-the-art CNC controlled cutting, bending, welding and galvanising ensure consistency and accurate fabrication at the manufacturing unit. Bajaj has successfully executed the design, manufacture, supply and installation of High Masts that were 60m in height, as well as a 109m (India's tallest) High Mast which was used to hoist the country's largest national flag. We also install 50m Masts for telecom application, stadium lighting, 440 KV transmission monopoles, Masts for signage and Umbrella Masts.

LIGHTS THAT GIVE YOUR SURROUNDING A MAKEOVER

DECORATIVE STREET FURNITURE

GFRP Poles (Glass Fiber Reinforced Polymer) are manufactured based on the needs from polyester or epoxy resin systems and fiberglass woven rovings through helical winding or centrifugal process depending on the application and load. They are designed to withstand wind load as per IS 875 Part-3 and are available in sizes ranging from 3m to 12m. These poles can meet Smart City requirements and enable LED and Solar based street lighting.



CYLINDRICAL
3-6 MTRS.

CONICAL
3-12 MTRS.

TYPES OF POLES:


- Bajaj GRP Poles are available for various applications and come in various shapes and lengths.
- Cylindrical
- Conical

COLOURS:

- Bajaj GRP Poles are available in a wide range of aesthetically pleasing colour options like white/black/red/orange/green/yellow/blue
- The material is pre-pigmented and therefore scratch resistant
- Grey is the standard colour
- The surface finish is UV protected

KEY APPLICATIONS:

- Street lighting for roads and highways
- Landscaping and housing
- Solar application



CAST IRON, ALUMINIUM AND COMBO POLES

Decorative Cast Street Lighting Posts were first used as early as the 19th century to support oil lanterns and then later, gas lanterns in street and area lighting applications. Later, they were used with electric lights when the electric system came into existence. These ornate posts were traditionally constructed from cast iron. Since then, cast iron has become one of the principal materials used in commercial architecture. Castings provide a great variety of designer posts to match with the ambience of the project.

- Advantages of unique Cast Iron Posts - They are durable and strong.
- Advantages of unique Combo Poles - Greater mounting heights, durable, easy to handle and better finish.
- Advantages of unique Cast Aluminium Posts - High styling, better finish, premium grade material, superior construction, easy to handle, ease of installation and corrosion resistant.
- Advantages of unique Extruded Aluminium Posts - Durable, non-corrosive, better finish, easy to handle, versatile, attractive, cost effective and lightweight.

POLY STEEL PRODUCTS

These unique Poly Steel lamp posts, pergola and gazebo are made of glass fiber and Orthophthalic unsaturated polyester composites over hot dip galvanised framing and are finished with UV protected polyurethane aliphatic paint. These are individually hand crafted to replicate steel and cast iron. Light in weight, weather proof and extremely durable, these units are a rare combination of ruggedness and beauty. They are maintenance free and retain their colour and appearance for years. Easy to install, the lamp posts and pergola-gazebo can be attached to the ground using foundation bolts. The gazebo is installed with built-in ceiling lights which add to its beauty and warmth. The monumental feel to it, makes it an iconic and attractive element in any park, large garden or courtyard. Access door is provided at the bottom of the pole to mount MCB and connectors to terminate the incoming power cable and looping up to 4x6 sq.mm. cable. The LED module provides natural white/warm white light (5700K, 3000K Ra > 70). The requirement of colour temperature is to be mentioned in the order.



ADD A TOUCH OF RADIANCE TO YOUR STRUCTURES

ARCHITECTURAL LIGHTING PROJECT

The architectural lighting luminaires are compact in size with an excellent heat dissipation design. Construction material is die-cast aluminium. In some of the sleek linear wall washer luminaires, aluminium extrusion is also used. For very small units, high quality ABS plastic is the material of choice. The front opening of the luminaires is 3-4mm thick toughened glass. All the luminaires are suitable for outdoor usage with an environmental protection rating of IP 65 or more and impact resistance of IK07 or more. Anti-UV double-powdered paint is used for surface finish. All hardware is made from stainless steel.

- High power LED & COB modules used.
- High optical efficiency achieved with defined optic lenses and high purity aluminium reflectors.
- Static white/variable CCT/RGB/RGBW colour options available.
- Smooth colour mixing and natural reproduction of colours with a high-efficiency 4-in-1 LED system.
- Luminaires are compatible with DMX512 control protocol.

Luminaires range: Round projector, Square projector, High-wattage floodlight, Linear wall washer, Outline tube, Wall-pack light, Ground-buried luminaires, Flexible strip, Special applications luminaire etc.



BA SP-A



BA WO-A



BA FL-D



BA RP-B



BA WW-A

#Kindly contact our local branch representative for architectural lighting.

Terms & Conditions:

1. All the prices specified in the Illumination Price Cum Product Reckoner ("Reckoner") of Bajaj Electricals Limited ("Company") are for standard luminaire, in Indian Rupees and subject to these terms and conditions.
2. The products marked with (►) are the Made to Available ("MTA") products i.e. fast moving products, which will be readily available at the central warehouse of the Company.
3. The RSP indicates the maximum retail selling price of the product, inclusive of GST and other levies; whereas the Unit price is exclusive of the GST which will be charged at the applicable rate.
4. The non-LED products will be sold at Unit Price for the Conventional Luminaires are exclusive of the price of the accessories like lamps/ballast etc.
5. The Company reserves the right to make changes in the RSP/Unit Price, design and specifications of the products and/or withdraw/replace the products and/or revise/modify/withdraw this Reckoner, without any prior notice. The purchasers are advised to reconfirm the relevant information with the Company.
6. The images of the products and installation are indicative and for representational purpose only and the actual products and installation may vary.
7. This Reckoner supersedes all earlier price lists/price reckoners for luminaire products of the Company.
8. In case of any conflict or dispute arising out of or in connection with the reckoner, the Company's decision will be final and binding.
9. Any dispute arising out of or in connection with this Reckoner or orders placed relying thereon shall be subject to the exclusive jurisdiction of the courts of Mumbai, irrespective of whether courts/tribunals in other areas have concurrent or similar jurisdiction.

HSN Codes

PRODUCT GROUP	ITEM CATEGORY	HSN CODE FOR GST REGIME 4-DIGIT
Area Lighting LED	Area Lighting LED	9405
Commercial Lighting LED	Tubelight LED	9405
Commercial Lighting LED	Batten LED	9405
Commercial Lighting LED	Downlight LED	9405
Commercial Lighting LED	Exit Signage LED	9405
Commercial Lighting LED	Commercial Lighting LED	9405
Industrial Lighting LED	Aviation Light LED	9405
Industrial Lighting LED	Industrial Lighting LED	9405
Landscape Lighting LED	Landscape Lighting LED	9405
Street Lighting LED	Streetlight LED	9405
Street Lighting LED	LED Module for Luminaire	9405
Street Lighting LED	Surge Protection Device	8535
Street Lighting LED/Commercial Lighting-LED/ Area Lighting LED/Landscape Lighting LED/ Industrial Lighting LED	LED Driver	9405



FOR COMPLAINTS, PLEASE CALL OUR NEW CUSTOMER CARE NUMBER
10 AM - 7 PM (MON - SAT)
022 - 4128 1111



601, Rustomjee Aspiree, Bhanu Shankar Yagnik Marg,
Off Eastern Express Highway, Sion (E), Mumbai 400 022.

Tel.: 022-24064400

E-mail: luminaires@bajajelectricals.com

www.bajajelectricals.com

[f](https://www.facebook.com/BajajElecBiz) /BajajElecBiz [t](https://www.instagram.com/BajajElecBiz) /BajajElecBiz [in](https://www.linkedin.com/company/BajajElectricals) /BajajElectricals